

Family First™

2.3kg ABE DRY POWDER FIRE EXTINGUISHER MODEL: FF2330 TEN YEAR WARRANTY

Coverage: Master Distributors Pty Ltd, distributors of Family First products, warrants that for a period of 10 years from the date of purchase this product will be free from defects in material and workmanship. Master Distributors Pty Ltd, at its option, will repair or replace this product or any component of the product found to be defective during the warranty period. Replacement will be made with a similar product of equal or greater value.

This warranty is valid for the original retail purchaser from the date of initial retail purchase and is not transferable. Keep the original sales receipt. Proof of purchase is required to obtain warranty service.

Retail stores selling Master Distributors Pty Ltd products do not have the right to alter, modify or in anyway change the terms and conditions of this warranty.

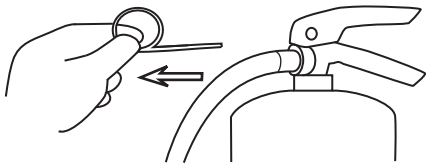
This warranty does not cover normal wear of parts or damage resulting from any of the following; negligent use or misuse of the product, use with improper materials or conditions, use contrary to the operating instructions, disassembly, repair or alteration by anyone other than Master Distributors Pty Ltd authorised service contractor. Further, this warranty does not cover damage due to acts of nature, such as fire, flood, hurricanes and cyclones.

Our goods come with guarantees that cannot be excluded under the Australian Consumer Law. You are entitled to a replacement or refund for a major failure and for compensation for any other reasonably foreseeable loss or damage. You are also entitled to have the goods repaired or replaced if the goods fail to be of acceptable quality and the failure does not amount to a major failure. Subject to those non-excluded rights and provisions and the above warranty, Master Distributors Pty Ltd will not be liable for injury to persons, damage to property, or for any direct or indirect or consequential loss or damage whether as a result of negligence or fault on the part of Master Distributors Pty Ltd or its servants, agents, suppliers, and contractors or otherwise arising out of or resulting from, whether directly or indirectly, the use, installation or maintenance of the fire extinguisher and any warranties or representations are excluded unless given by Master Distributors Pty Ltd in writing.

Warranty Service: If service is required, do not return the product to the retail store. In order to obtain warranty service contact Master Distributors Customer Service Ph 03 9538 9200 8.30am to 5.30pm EST. Monday to Friday. Or by email: sales@masterdistributors.com.au

INSTRUCTIONS FOR USE

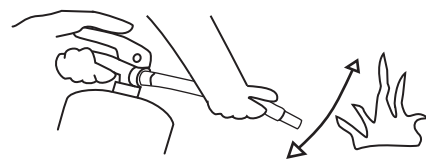
1. HOLD UPRIGHT



2. PULL PIN OUT



3. AIM AT FIRE BASE



4. SQUEEZE LEVER, SWEEP FIRE AWAY

⚠ DANGER!

This extinguisher is designed for use against small fires that have just started and are small enough to fight safely. It is not designed to fight large fires that are burning out of control. If the fire is too hot or smoky for you to get within 2 metres of it, do not try to fight it yourself. Warn everyone, evacuate the premises, and have someone call your local Fire Brigade from outside the building. Trying to fight a large fire yourself can result in injury and death.

Do not puncture or burn any fire extinguisher. The contents are under pressure, and the extinguisher may explode. Never locate this extinguisher close to an engine, stove or other source of heat. It is pressurised and could rupture or explode if exposed to temperatures over 66°C.

⚠ CAUTION!

This extinguisher contains a dry powder extinguishing agent. The agent/powder is not toxic, but can irritate skin. When using this unit, avoid breathing the powder. Always ventilate the area after use.



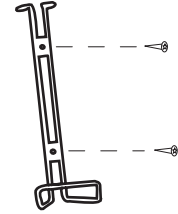
31 Dunlop Road Mulgrave 3170, Victoria
Phone 03 9538 9200 Fax 03 9538 9299
www.Family-First.com.au

HOW TO INSTALL THIS EXTINGUISHER

Since wall surface types vary, mounting screws are not included. Purchase screws or bolts specifically designed for the surface on which you will mount the fire extinguisher.

INSTALL THE QUICK-RELEASE MOUNTING BRACKET ON A WALL

- The extinguisher has a quick release bracket for wall mounting. Install the mounting bracket on a wooden stud or other solid surface that will support the weight of the extinguisher using the screws or bolts you have purchased, (see above).



- After installing the mounting bracket, replace the extinguisher on the bracket with the label facing outward, so the label can be easily read.

WHERE TO INSTALL THIS EXTINGUISHER

A Fire Extinguisher Should Be Mounted:

- In the vicinity of (but not on or in) a potential source of heat and/or fire, like an oven or stove.
- Where it is easy to reach, near an exit or an escape route from the room.
- In a location that is convenient, in plain sight, between 1m - 1.5m above the floor.
- Store the extinguisher high enough to keep it out of the reach of small children.
- On a clean, dry surface where the temperature does not go above 50° C or below - 40°C.

CHECKING AND INSPECTING THE FIRE EXTINGUISHER

⚠ WARNING!

Do not check the pressure or test the fire extinguisher by operating it, even briefly. Once used it will gradually lose pressure and will not be fully charged for use in an emergency. When the pointer drops into the recharge area, the extinguisher may still be pressurised. You must discharge the unit completely before disposing of it.

Inspect the extinguisher at least once a month.

- Remove the extinguisher from the mounting bracket and inspect the gauge. If the pointer is in the GREEN area, the extinguisher is properly pressurised and ready to use. If the pointer has moved to the RECHARGE area, then the extinguisher has lost pressure and **must** be recharged or replaced. If the unit is new or still under warranty, return it to Master Distributors Pty Ltd. (See warranty information in this manual). If the warranty has expired take the extinguisher outside and discharge its contents completely, discard the unit, and replace it with a new one immediately.
- Check for signs of damage or misuse. Make sure you can still read all the text on the label.
- Carefully examine the surface of the extinguisher for corrosion. You can help prevent corrosion by cleaning the extinguisher if it gets wet or dirty. If you notice corrosion during the warranty period, return the unit. (See the "Limited Warranty" as part of this manual.)
- Make sure the tamper indicator ("safety seal") is still intact. Make sure the nozzle is clean and unobstructed.
- When you finish inspecting the extinguisher, put it back securely into the mounting bracket.



BEFORE YOU FIGHT ANY FIRE:

- Make sure everyone is leaving or has left the building.
- Notify the fire department. Dial 000.
- Make sure the fire is confined to a small area and is not spreading.
- Make sure you have a clear, unobstructed escape route.
- Make sure you know how to properly use your fire extinguisher.
- If you are fighting the fire and the fire begins to spread or burn out of control GET OUT IMMEDIATELY! Don't fight the fire yourself.

EXTINGUISHER AUDIT

Here is a helpful audit to determine how many Fire Extinguishers you have and need to purchase.

You should have an extinguisher in these areas.

- Every level of your home
- Kitchen
- Near fireplaces and barbecues
- In a workshop or shed
- Garage
- Car, truck, van or caravan
- Basement

FIRE EXTINGUISHER RATING CLASSIFICATION - AUSTRALIAN STANDARDS AS/NZ1850

Fire extinguishers are classified by fire type. The Australian Standards A, B and E rating system defines the kinds of burning materials each fire extinguisher is designed to fight. The numbers in front of the A, B or E indicate the rating for size of the fire the unit can extinguish. Using the wrong type of fire extinguisher can do more harm than good. Make sure you understand which fire extinguisher to use on each class of fire.



Class A rating: The agent/powder is suitable for fighting small fires involving wood, paper, cloth, rubber, and some plastics.

Class B rating: The agent/powder is suitable for fighting small fires involving grease, oil, gasoline, kerosene, and other flammable liquids.

Class E rating: The agent/powder is suitable for fighting small fires in "live" electrical equipment.

NOTE: This manual is not designed as the service instructions referred to in AS/NZS 1841.1 Clause 9.7